
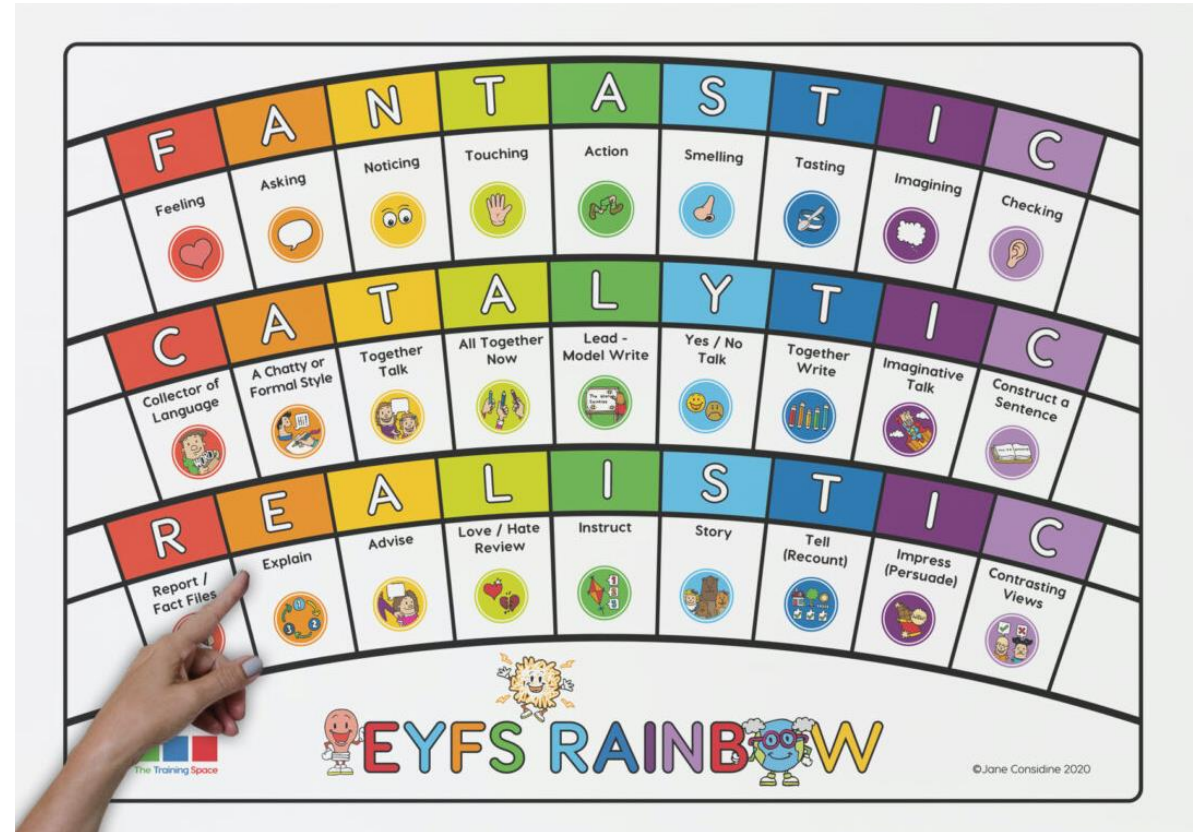


The Write Stuff



The Writing Rainbow







- Displayed in each classroom
- At this point in the school year we focus on the 'FANTASTICS'
- We focus on one lens in each lesson
- This is used throughout the school



Lessons are highly structured to scaffold the learning for children.

Lesson Structure

Each lesson begins with the focus lens and revealing the next 'Plot Point' of the focus story/text/clip



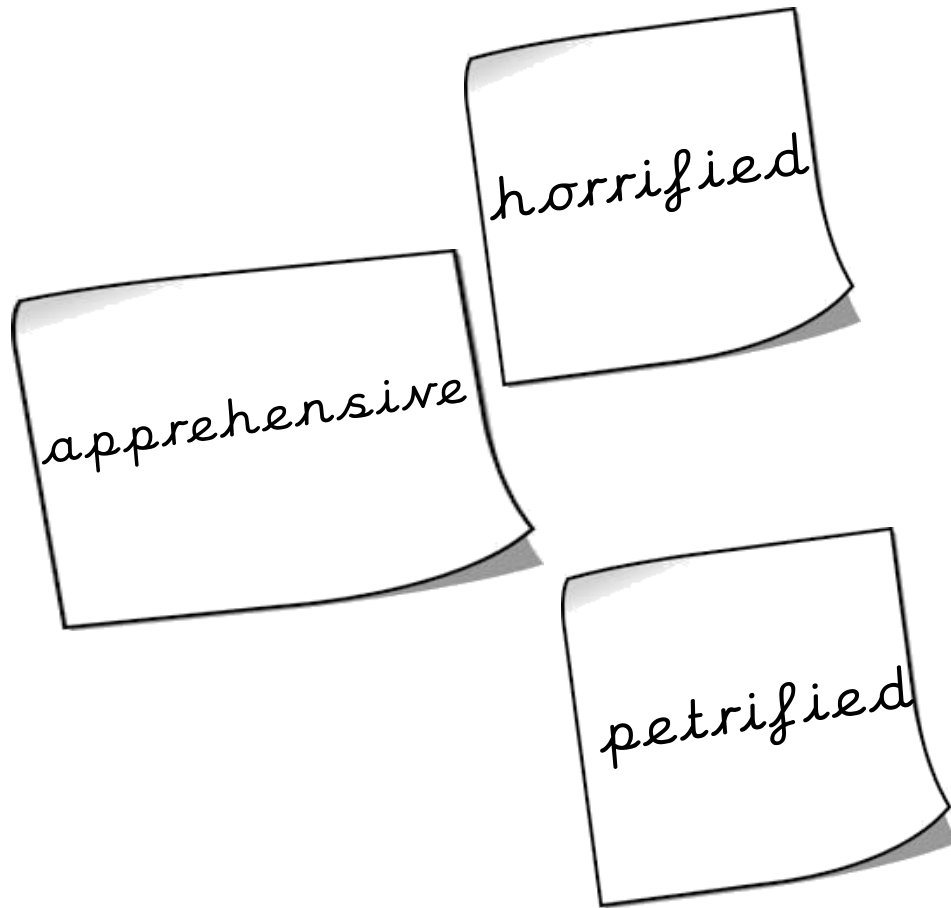
Lesson Structure

The children have the opportunity to experience a 'Meaningful Moment' and experience or reflect upon the plot point



Lesson Structure

Grandma Fantastic – Grandma Fantastic and her basket of words introduce new vocabulary to the children



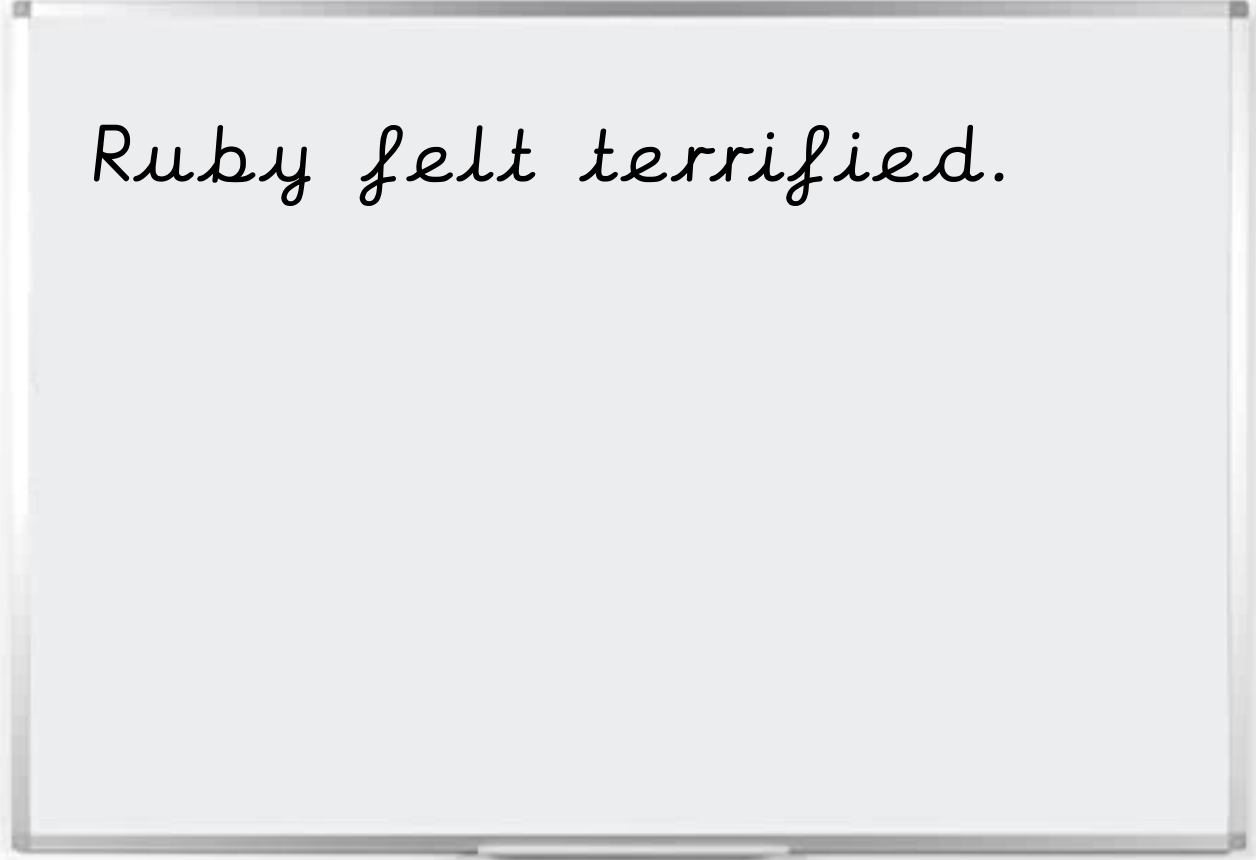
Lesson Structure

'Chotting' – the children share their ideas – later in the year the children will note their ideas down in their books



Lesson Structure

Teacher models writing – the teacher models a sentence which uses the focus lens and some of the children's chotting/Grandma Fantastic's ideas



Ruby felt terrified.

Lesson Structure

- Children's Sentence – The children have chance to verbalise or write their own sentence



Ways to Support Your Child

You can support your child by:

- Completing the weekly writing activity that is sent home
- Talking about the books we have read (these are noted on our weekly updates)
- Sharing a story with your child regularly
- Talk about new or unknown words e.g. a cottage

Russell Street School



Phonics

Why do we teach phonics?

We have 26 letters in the English language which we use to make 44 sounds.

- a, p, t
 - sh, ch, th
 - igh
-
- sh-i-p
 - l-igh-t

How does RWI phonics help your child to read?

All schools teach children to read phonetically.

Once children have learnt the sounds, they are able to decode unfamiliar words.



Children are regularly assessed and are given a book to match the sounds that they have been taught.

These books will be changed on Thursdays.



Consonant sounds

f	l	m	n	r	s	v	z	sh	th	ng
ff	ll	mm	nn	rr	ss	ve	zz	ti		nk
ph	le	mb	kn	wr	se		s	ci		
					c		se			
					ce					

b	c	d	g	h	j	p	qu	t	w	x	y	ch
bb	k	dd	gg		g	pp		tt	wh			tch
	ck				ge							
	ch				dge							

Vowel sounds

a	e	i	o	u	ay	ee	igh	ow
	ea				<u>a-e</u>	<u>e-e</u>	<u>i-e</u>	<u>o-e</u>
					ai	y	ie	oa
						ea	i	o
						e	y	

oo	oo	ar	or	air	ir	ou	oy	ire	ear	ure
<u>u-e</u>			oor	are	ur	ow	oi			
ue			ore		er					
ew			aw							
			au							

Fred Talk

We refer to the blending of sounds as 'Fred Talk'. Fred is a frog who can only talk by segmenting (separating words into their individual sounds).

Children are ready to blend sounds together once they have learnt to confidently read the sounds.



How can I support my child at home?

- Watch the videos sent home each week on the weekly update
- Read to your child daily
- Use the Read, Write, Inc. phonics cards to support your child with retaining the sounds
- Play games such as 'I Spy' to help children hear the initial sound of words

Please speak to us if you need any extra support.