



An Overview of Read, Write Inc. Phonics




<https://www.youtube.com/watch?v=sjIPILhk7bQ>



<https://www.youtube.com/watch?v=bXOJUPNVnLc>




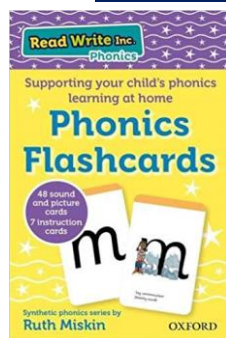
<https://www.youtube.com/watch?v=TkXcabDUg7Q>



<https://www.youtube.com/watch?v=LbKGLJPp6ww>

Tutorials – How to read and teach stretchy and bouncy sounds

To read & teach these sounds use the charts below or actual flashcards are available to purchase online - search in your browser for [Read Write Inc. Home Phonics Flashcards](#)



<https://www.youtube.com/watch?v=XsrMZZ6lbcI>



<https://www.youtube.com/watch?v=ui5UXEFD6UQ>




Parent Video
**Reading the Set 3 sounds
 and words with your child**



Read Write Inc. Phonics
 Supporting your child's phonics learning at home
More Phonics Flashcards
 All sounds and picture cards / instruction cards
 ay
 Synthetic phonics series by Ruth Miskin
 OXFORD

<https://www.youtube.com/watch?v=2o2b7nL1jrg&t=89s>

This is the order to teach all of the sounds below

Sounds Set 1

m - a - s - d - t - i - n - p -
 g - o - c - k - u - b - f - e - l
 - h - sh - r - j - v - y - w -
 th - z - ch - qu - x - ng - nk

Sounds Set 2

ay - ee - igh - ow - oo - oo -
 ar - or - air - ir - ou - oy

Sounds Set 3

a-e - ea - i-e - o-e - u-e - aw
 - are - ur - er - ow - ai - oa
 - ew - ire - ear - ure - tious
 - tion

